

SEPT. 16/20

## INTRODUCTION

WELCOMING CLASS MEMBERS  
using

uk la mah - my name is  
a yuk la hak - what is your name?

## PHONETIC ALPHABET

Go through basics:

MOODS - REAL MOOD, QUESTION MOOD  
and HEAR SAY MOOD

TENSES - PAST	PRESENT	FUTURE
it, mit	at	aagt

ASPECTS - š (†)	ɛ (†)	Kw (†)
- aa		
- uk		

PRACTICE THE ABOVE

QUESTIONS from students if  
they have any

## Ling 159 Indigenous Languages 2 -2013

Name \_\_\_\_\_

Address \_\_\_\_\_  
\_\_\_\_\_  
\_\_\_\_\_

Phone \_\_\_\_\_

Email \_\_\_\_\_

1. Have you taken a Nuuchahnulth Language class? If so what was the name and length of the course and who provided it?
2. Which dialect do you understand or are familiar with? What First Nation are you registered with?
3. Are you planning to teach?
4. What specific interest in the language would you wish to learn in this class?

# ALPHABET SONG

a aa c ċ č ċ h h

i ii k ḳ k<sup>w</sup> ḳ<sup>w</sup> t ʔ ʔ

m ṃ n ṇ p p̣ q q<sup>w</sup> s š t ṭ

u uu w ẉ x x̣ x<sup>w</sup> x̣<sup>w</sup> y ỵ ʔ ʔ

e ee oo oo ʔe kooʔumi

huhtakšiʔ niš nuunuučata
















yuq<sup>w</sup>aʔič ne a miłšiʔ ya

a aa c ċ č ċ wa waa

# ALPHABET LETTER NAMES

<p style="text-align: center; font-size: 2em;">a</p> <p style="text-align: center;">Short A</p>	<p style="text-align: center; font-size: 2em;">aa</p> <p style="text-align: center;">Long A</p>	<p style="text-align: center; font-size: 2em;">c</p> <p style="text-align: center;">Plain C</p>
<p style="text-align: center; font-size: 2em;">č</p> <p style="text-align: center;">Glottalized C</p>	<p style="text-align: center; font-size: 2em;">č̣</p> <p style="text-align: center;">Wedged C</p>	<p style="text-align: center; font-size: 2em;">č̣̥</p> <p style="text-align: center;">Glottalized wedged C</p>
<p style="text-align: center; font-size: 2em;">h</p> <p style="text-align: center;">Plain H</p>	<p style="text-align: center; font-size: 2em;">ħ</p> <p style="text-align: center;">Back H</p>	<p style="text-align: center; font-size: 2em;">i</p> <p style="text-align: center;">Short I</p>
<p style="text-align: center; font-size: 2em;">ii</p> <p style="text-align: center;">Long I</p>	<p style="text-align: center; font-size: 2em;">k</p> <p style="text-align: center;">Plain K</p>	<p style="text-align: center; font-size: 2em;">ḳ</p> <p style="text-align: center;">Glottalized K</p>
<p style="text-align: center; font-size: 2em;">k<sup>w</sup></p> <p style="text-align: center;">Rounded K</p>	<p style="text-align: center; font-size: 2em;">ḳ<sup>w</sup></p> <p style="text-align: center;">Glottalized Rounded K</p>	<p style="text-align: center; font-size: 2em;">ł</p> <p style="text-align: center;">Barred L</p>

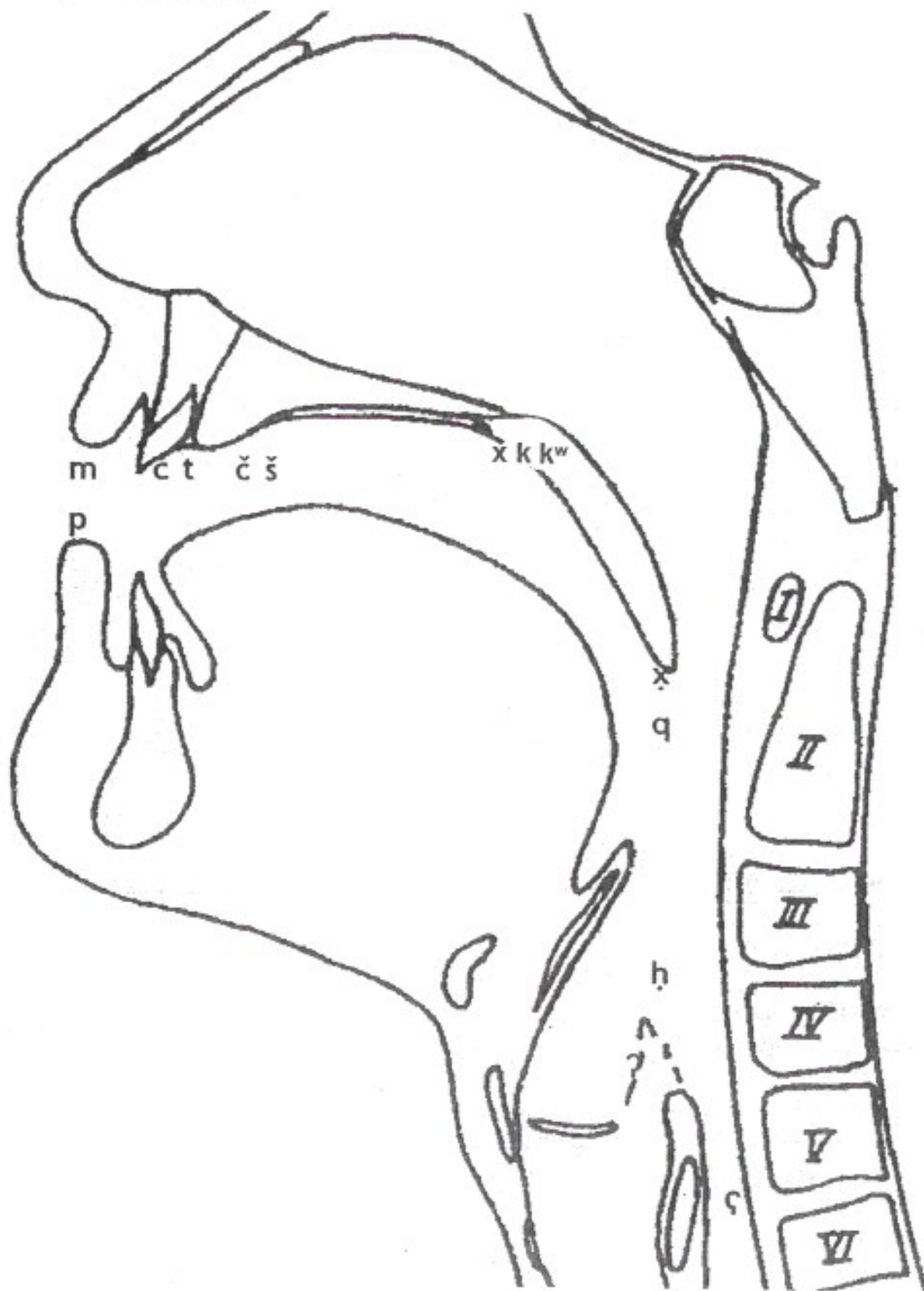
## ALPHABET LETTER NAMES

 Barred Lambda	 Glottalized Barred Lambda	 Plain M
 Glottalized M	 Plain N	 Glottalized N
 Plain P	 Glottalized P	 Plain Q
 Rounded Q	 Plain S	 Wedged S
 Plain T	 Glottalized T	 Short U

## ALPHABET LETTER NAMES

uu	w	w̥
Long U	Plain W	Glottalixed W
x	x̠	x <sup>w</sup>
Plain X	Back X	Rounded X
x̠ <sup>w</sup>	y	y̥
Back Rounded X	Plain Y	Glottalized Y
ʕ	ʔ	e
Pharyngeal	Glottal Stop	Short E
ee	oo	
Long E	Long O	

[finish phonemics chart]



## REAL MOOD LESSONS

### Real Mood

#### Singulars

I            **aḥ, maḥ**

You        **eʔic, meʔic**

S/he, it = **ma**

#### Plurals

we        **min, in**

You all    **eʔicuu meicuu**

they      **maʔal**

m follows vowels (a,e,i,o,u)

**S/he it = ma and they = maʔal Don't change whether they follow vowels or consonants.**

1. Qiic qiica **maḥ** / I am writing.

4. Qiic qiica **min** / We are writing.

2. Qiic qiica **meʔic** / You are writing

5. Qiic qiica **meʔicuu** / You are all writing.

3. Qiic qiica **ma** / S/he, (it) is writing

6. Qiic qiica **maʔal** / They are writing.

**aḥ    eʔic    in    eʔicuu**

**follow all these consonants:**

c, c, č, č, h, ḥ, k, k̇, kʷ, k̇ʷ, l, λ, λ̇, m, ṁ, n, ñ, p, q, qʷ, s, š, t, ṫ, w, ẇ, x, ẋ, xʷ, ẋʷ, y, ẏ, ŷ, ʔ

1. ma muuk **aḥ** / I am working.

4. ma muuk **eʔicuu** / You are all working.

2. ma muuk **eʔic** / You are working.

5. ma muuk **ma** / S/he, it is working.

3. ma muuk **in** / We are working

6. ma muuk **maʔal** / They are working.

Note: ma & maʔal do not change. They are used after both vowels and consonants.



## REAL MOOD LESSONS

With words from your Verb List make sentences with the Real Mood Endings.

1) \_\_\_\_\_ aḥ.

2) \_\_\_\_\_ maḥ.

3) \_\_\_\_\_ eʔic.

4) \_\_\_\_\_ meʔic.

5) \_\_\_\_\_ in.

6) \_\_\_\_\_ min.

7) \_\_\_\_\_ eʔicuu.

8) \_\_\_\_\_ meʔicuu.

9) \_\_\_\_\_ ma.

10) \_\_\_\_\_ maʔaḥ.

## VERB LIST

Word	Meaning
1) qiiqiiica	writing
2) ciiqiiqa	talking
3) ũq <sup>w</sup> as	sitting
4) yacuuk yacčuk	walking
5) mamuuk	working
6) mitx <sup>w</sup> aa	turning
7) tuuxtuux <sup>w</sup> aa	jumping
8) ũaũaapata	thinking
9) huuyał	dancing
10) čiiic	fishing
11) čuułčuuya	washing
12) šišmaas	clearing land
13) čiičiiita	sawing wood
14) yaxmił	sweeping
15) siqaa	cooking
16) nunuuk	singing
17) ũicũicka	drumming

+ qagat  
kamitqut  
hiixwa